

We are the largest weld tab manufacturer on the West Coast. Our custom made weld-on tabs are stamped from premium American steel, finished and deburred. They are ready to weld by TIG, MIG, stick or gas methods.

DO NOT USE cheap flame cut, or laser cut, weld tabs! They have “heat affected” edges that can refuse to take powder coating or paint. If not properly surface ground, these are unsightly and may have sharp edges. Why pay for a weld tab and spend hours at the grinding wheel?

If you do not remove the heavily oxidized edges of laser or flame cut tabs, this dirty slag layer becomes part of your weld puddle. This makes the final weld much weaker and less safe.

We stamp our own tabs. If you need a bracket or plate stamped, give us a call. To be affordable the batch size should be at least 1,000 pieces.

Weld-on Tab Nomenclature

Flat tabs: Flat tabs are stamped from flat sheets of premium mild steel that have all rust and surface imperfections removed.

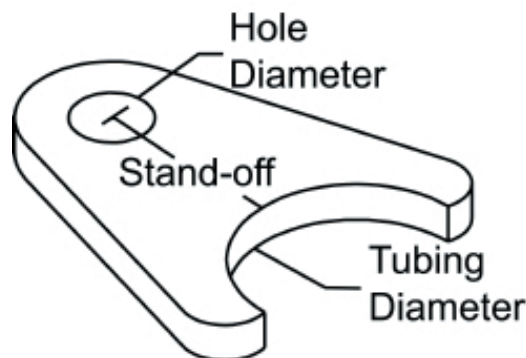
Formed tabs: Formed tabs start as a flat tabs. They are then placed in a forming die to create a three dimensional tab that can be welded to any tube diameter. Some call these “trick tabs”.

Tube tabs: These can be either flat or formed. They have a radius on the bottom to fit round tubing and are welded perpendicular to the tube axis, saddle style.

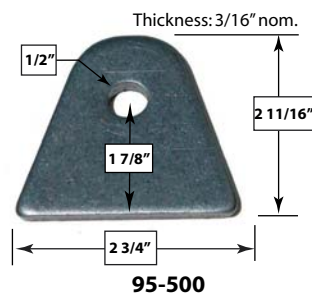
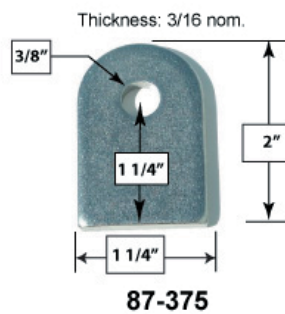
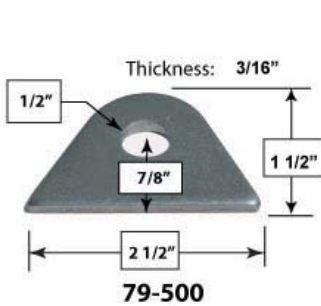
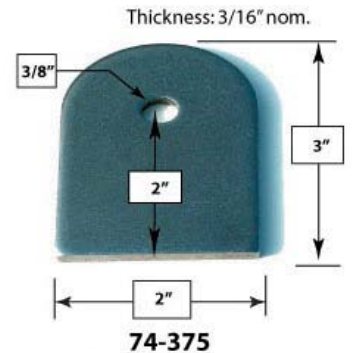
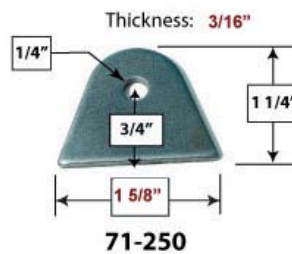
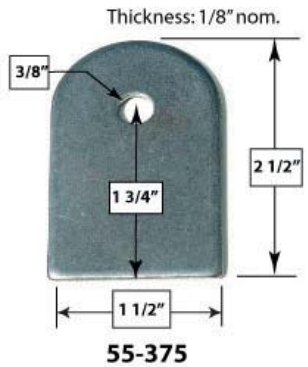
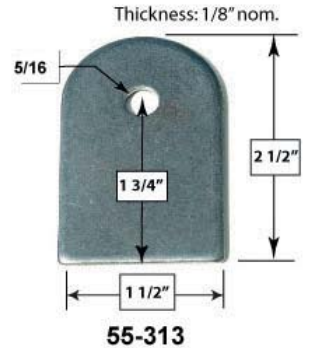
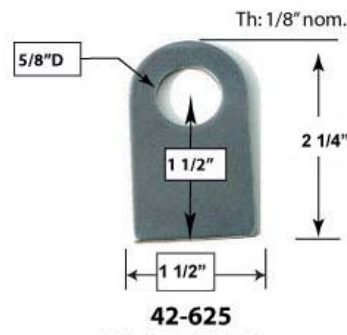
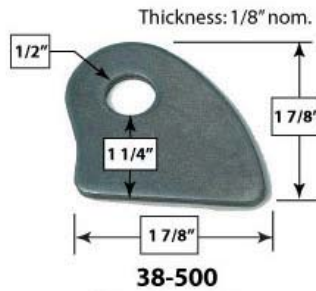
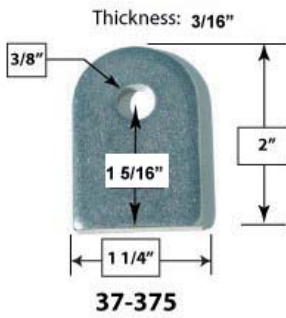
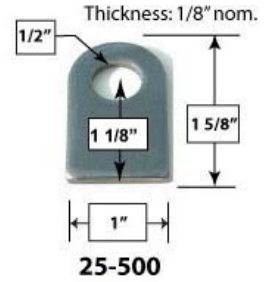
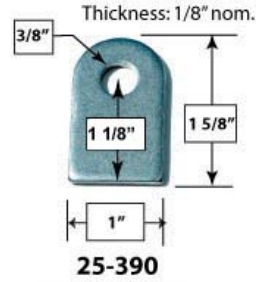
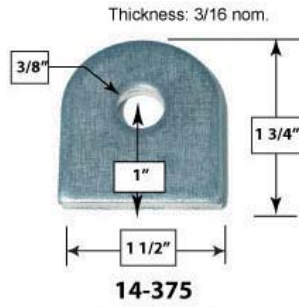
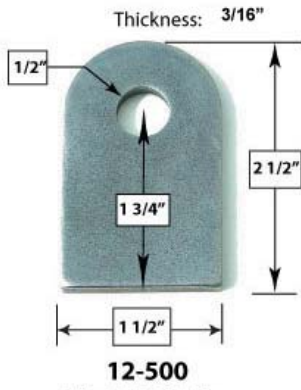
Trick Tabs: These get their name because they fit any diameter tube. However, they are welded parallel to the tube axis.

Gussets: Gussets are used to reinforce corners. Ours have special holes to allow running electrical or anchoring plumbing with tie wraps.

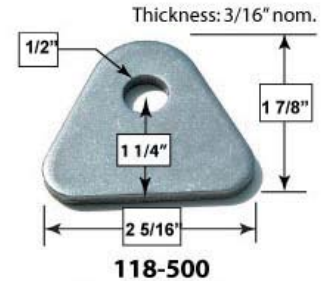
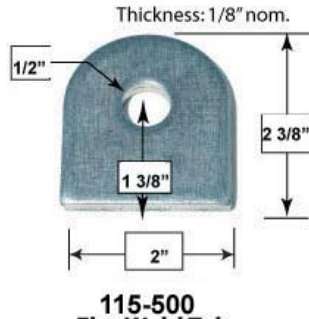
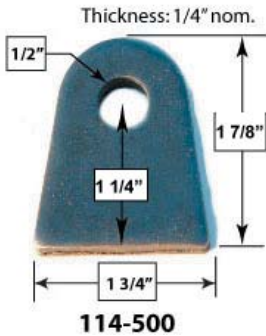
Flanges: Flanges allow you to join two pieces of metal tubing by bolting them together. The advantage is that they can be easily unbolted.



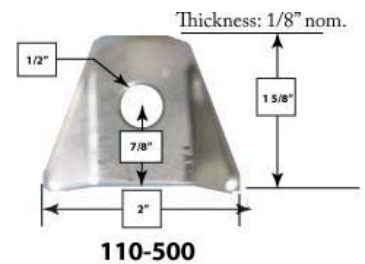
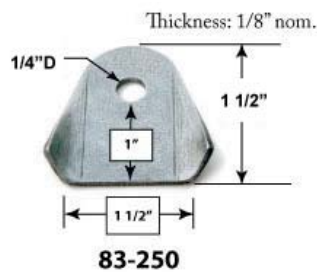
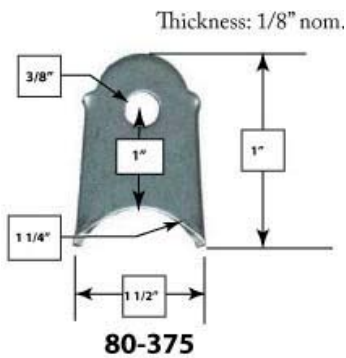
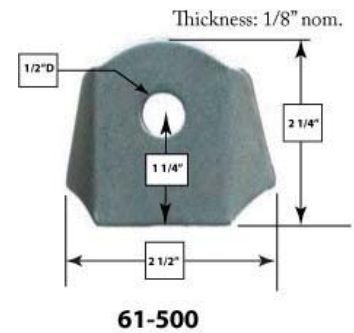
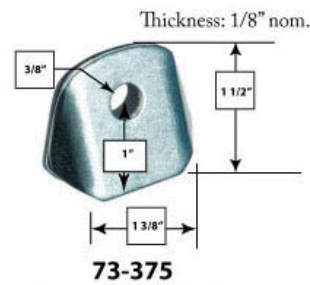
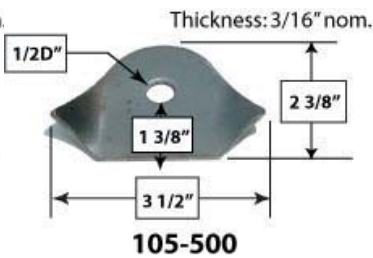
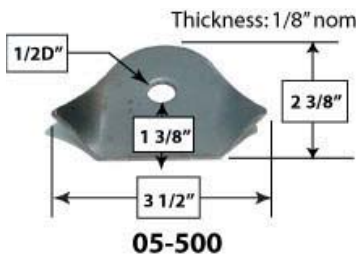
Flat Tabs



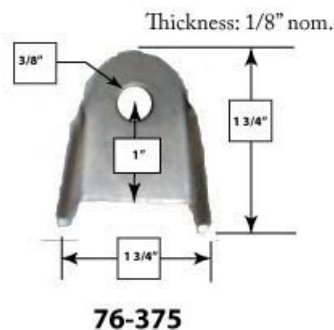
Flat Tabs (cont'd)



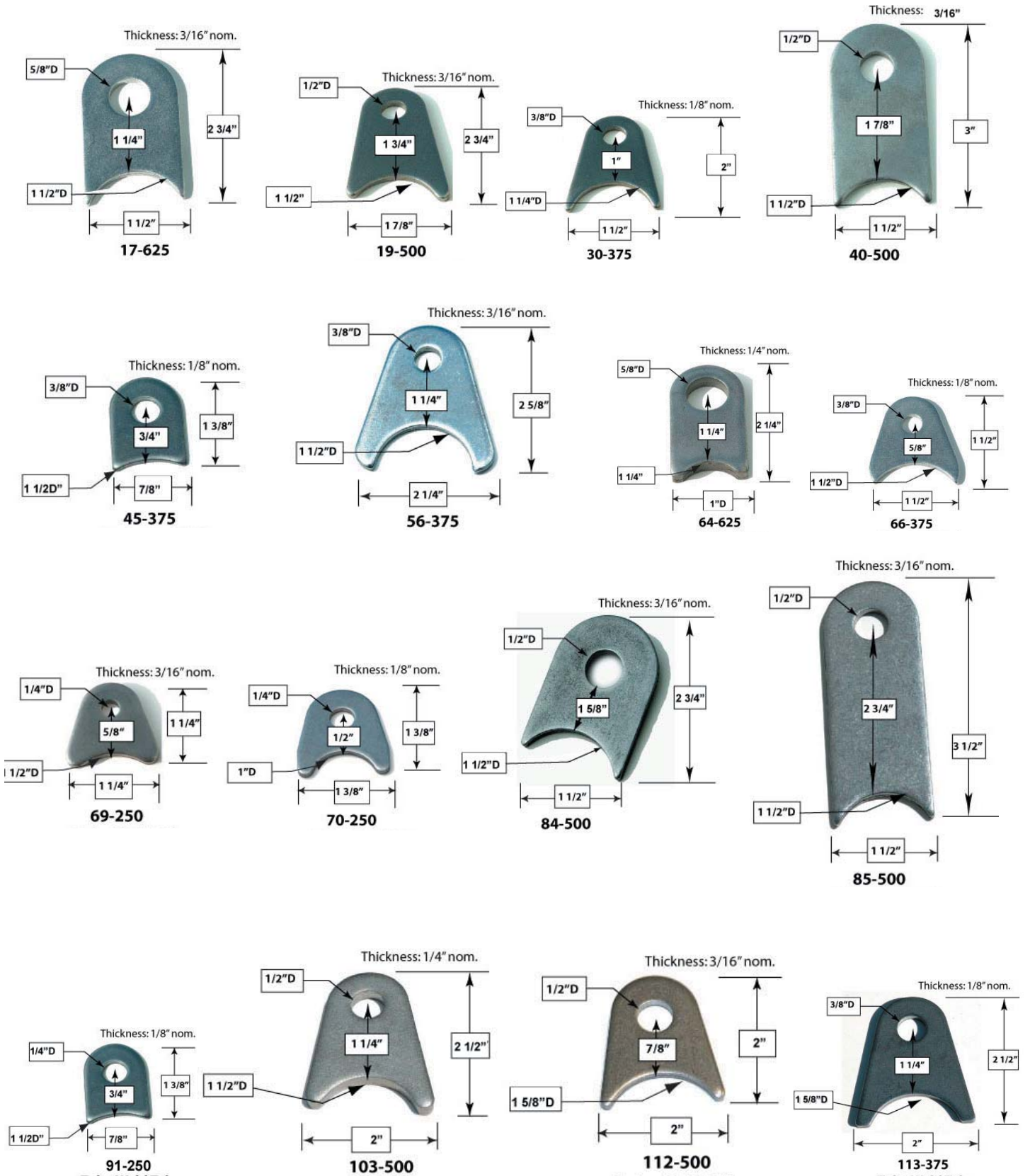
Formed Tube Tabs (Trick Tabs)



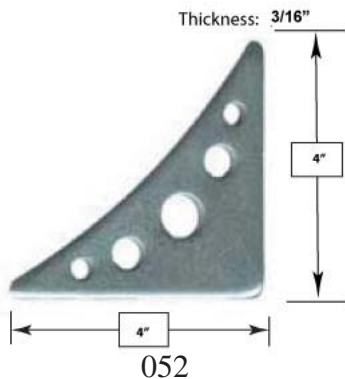
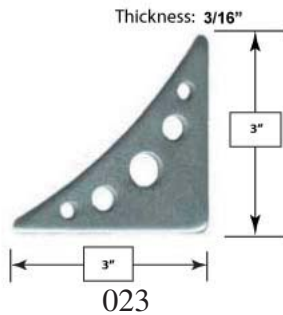
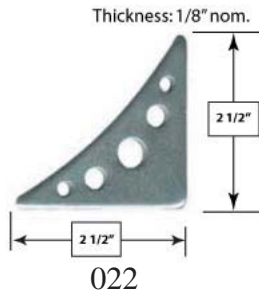
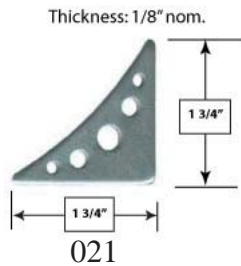
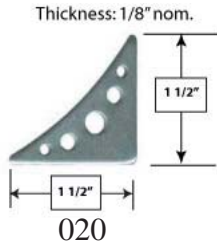
Formed Flat Tabs



Tube Tabs



Gussets



Stainless Line Clamps

Single

3/16"	SS-43
1/4"	SS-44
3/8"	SS-50
1/2"	SS-86
5/8"	SS-96
3/4"	SS-75
7/8"	SS-78



Double

3/16" x 3/16"	SS-92
1/4" x 1/4"	SS-98
3/8" x 3/8"	SS-53
1/2" x 1/2"	SS-59
5/8" x 5/8"	SS-58
3/4" x 3/4"	SS-77
7/8" x 7/8"	SS-88



Flanges



Item:	41-000
Hole Diam:	1 1/2
Thickness:	1/4
Length:	3 3/8
Width:	2 1/8
Tube Diameter:	1 1/2
Bolt hole diams:	3/8
Bolthole center:	2 3/8

Shock Reservoir Mount



Item:	098
Fits shock diam.:	2"

Item:	099
Fits shock diam.:	2 1/2"

Thickness: 1/8

Deluxe Dzus Plate



Item:	009
Length:	3"
Width:	2"